

IDFC S&P BSE Sensex ETF^{\$} (BSE scrip code: 540154)

An open ended scheme tracking S&P BSE Sensex Index

An open-ended Exchange Traded Fund that seeks to provide returns that, before expenses, closely correspond to the total return of the S&P BSE Sensex, subject to tracking errors.

PORTFOLIO

(30 November 2022)

Name of the Instrument	% to NAV
Equity and Equity related Instruments	99.53%
Banks	30.58%
HDFC Bank	9.85%
ICICI Bank	9.22%
Kotak Mahindra Bank	3.88%
Axis Bank	3.48%
State Bank of India	3.10%
IndusInd Bank	1.05%
IT - Software	16.52%
Infosys	8.29%
Tata Consultancy Services	4.81%
HCL Technologies	1.64%
Tech Mahindra	0.94%
Wipro	0.84%
Petroleum Products	13.20%
Reliance Industries	13.20%
Finance	10.68%
HDFC	6.83%
Bajaj Finance	2.44%
Bajaj Finserv	1.41%
Diversified FMCG	7.49%
ITC	4.14%
Hindustan Unilever	3.34%
Consumer Durables	3.53%
Asian Paints	2.00%
Titan Company	1.53%
Construction	3.52%
Larsen & Toubro	3.52%
Automobiles	3.40%
Mahindra & Mahindra	1.77%
Maruti Suzuki India	1.63%

FUND FEATURES:

(Data as on 30th November '22)

Category: Exchange Traded

Inception Date: 7th October 2016

Monthly Avg AUM: ₹ 1.20 Crores

Fund Manager: Mr. Nemish Sheth
(w.e.f 1st November 2021)

Benchmark: S&P BSE Sensex TRI

Exit Load: Nil

Creation Unit size: 10,000 units. The Fund may from time to time change the size of the Creation Unit in order to equate it with marketable lots of the underlying instruments

Mode of Holding: Demat only

Authorized Participants:

- Edelweiss Securities Ltd
- Parwati Capital Market Pvt. Ltd
- East India Securities Ltd

Other Parameters:

Beta: 0.98

R Squared: 1.00

Standard Deviation (Annualized):
22.13%

Sip Dates: (Monthly/Quarterly*)

Investor may choose any day of the month except 29th, 30th & 31st of instalment. *Any day of next month from the Quarter end.

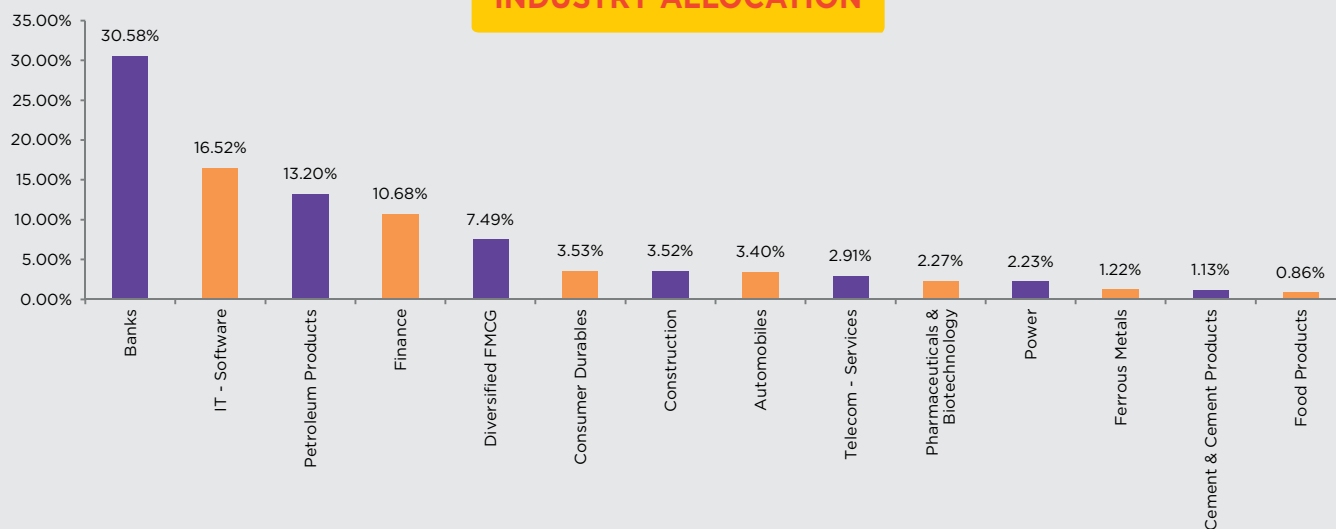
^{\$}IDFC Sensex ETF" has been renamed as "IDFC S&P BSE Sensex ETF" with effect from July 01, 2022.

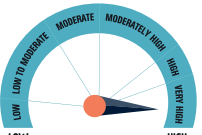
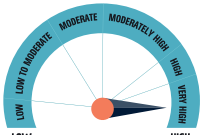
Ratios calculated on the basis of 3 years history of monthly data.

For live NAV updates visit: <http://www.idfcmf.com/Exchange-Traded-Funds.aspx> | In case of queries, get in touch with products@idfc.com

PORTFOLIO (30 November 2022)

Name of the Instrument	% to NAV
Telecom - Services	2.91%
Bharti Airtel	2.91%
Pharmaceuticals & Biotechnology	2.27%
Sun Pharmaceutical Industries	1.55%
Dr. Reddy's Laboratories	0.72%
Power	2.23%
NTPC	1.14%
Power Grid Corporation of India	1.08%
Ferrous Metals	1.22%
Tata Steel	1.22%
Cement & Cement Products	1.13%
UltraTech Cement	1.13%
Food Products	0.86%
Nestle India	0.86%
Net Cash and Cash Equivalent	0.47%
Grand Total	100.00%


INDUSTRY ALLOCATION


Scheme risk-o-meter	This product is suitable for investors who are seeking*	Benchmark risk-o-meter
 <p>Investors understand that their principal will be at Very High risk</p>	<ul style="list-style-type: none"> To create wealth over long term. Investing in equity and equity related instruments forming part of S&P BSE Sensex Index. <p>*Investors should consult their financial advisers if in doubt about whether the product is suitable for them.</p>	 <p>S&P BSE Sensex TRI</p>